



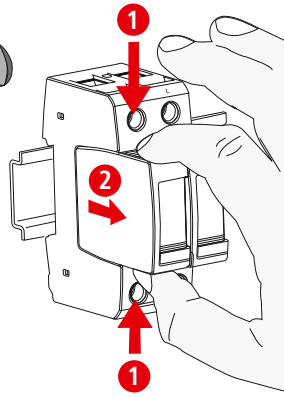
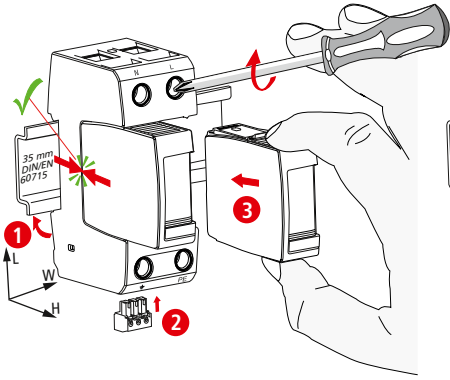
DEHNguard®modular DG M TN 275 NL (FM)

- DE Einbauanleitung
- GB Installation instructions
- IT Istruzioni di montaggio
- FR Instructions de montage
- NL Montagehandleiding
- ES Instrucciones de montaje
- PT Instruções de montagem
- DK Monteringsvejledning
- SE Monteringsanvisning
- FI Asennusohje
- GR Οδηγίες συναρμολόγησης
- PL Instrukcja montażu
- CZ Montážní návod
- TR Kurulum Talimatları
- RU Инструкция по монтажу
- CN 安装说明
- HU Szerelési útmutató
- JP 設置説明書

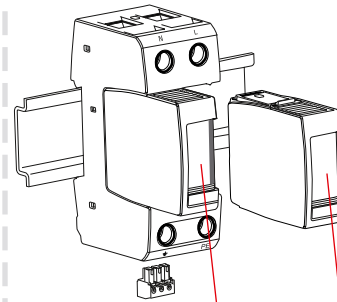


IEC 61643-11...
EN 61643-11...

Pozidriv®Z2 (4 Nm)



DG M TT 2P 275 NL (FM)



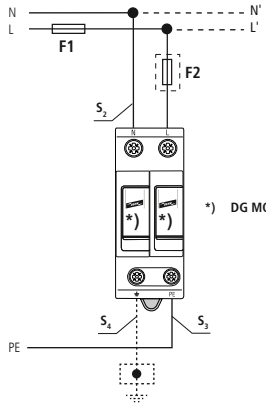
DG MOD NPE

DG MOD 275

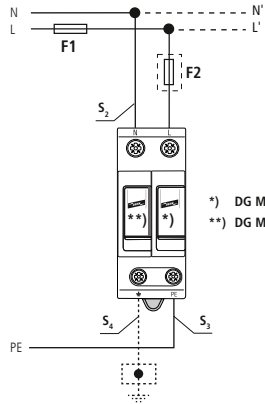
	DG M TN 275 NL (FM)	DG M TT 2P 275 NL (FM)	
		L - N	N-PE
		DG MOD 275	DG MOD NPE
U_c	275 V~	255 V~	
U_N	230 / 400 V; Tol.: 0V ... U_c		
f_N	50 / 60 Hz		
I_{SCCR}	50 kA _{rms}	---	
max. I_{sc}	125 A gG	---	
I_{fi}	---	100 A _{rms}	
I_{PE}	< 0.5 mA	< 5 μ A	
I_{max}	40 kA (8/20)		
θ	- 40°C ... + 80°C		
ϕ	5% ... 95%		
IP 1)	20		
L x W x H	90 mm x 36 mm x 73 mm		

TN (-C) -S DG M TN 275 NL (FM)

TT DG M TT 2P 275 NL (FM)



*) DG MOD 275



*) DG MOD 275
**) DG MOD NPE

DEHNguard®modular
DG M TN 275 NL (FM),
DG M TT 2P 275 NL (FM)

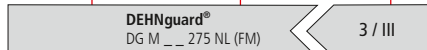
F1	$F1 \leq 125$ A gG ↓ F2
F2	$F1 > 125$ A gG ↓ $F2 \leq 125$ A gG

DEHNguard®modular
DG M TN 275 NL (FM),
DG M TT 2P 275 NL (FM)

F1 A gG	S ₂ / mm ²	S ₃ / mm ²	S ₄ / mm ²	F2 A gG
25	4	6	6	---
35	4	6	6	---
40	4	6	6	---
50	6	6	6	---
63	10	10	10	---
80	10	10	10	---
100	16	16	16	---
125	16	16	16	---
> 125	16	16	16	125

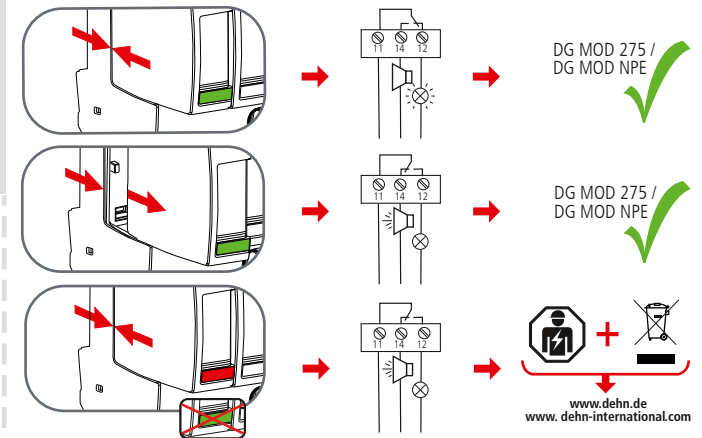
min. \square L, N, PE, \downarrow	1.5 mm ²	
max. \square L, N, PE, \downarrow	25 mm ²	35 mm ²
\square	16 mm ² Cu	≥ 15.5 mm

LPZ 0_A | LPZ 0_B | LPZ 1 | LPZ 2 | LPZ 3



DEHNguard®modular
DG M TN 275 NL FM, DG M TT 2P 275 NL FM

	U_N / I_N	AC: 250 V / 0.5 A
		DC: 250 V / 0.1 A 125 V / 0.2 A 75 V / 0.5 A
max. 1.5 mm ²		



www.dehn.de
www.dehn-international.com

